


Name: \_\_\_\_\_

# My Tree Journal



# My Tree Journal

## My Tree's Leaves

Does your tree have leaves? \_\_\_\_\_


Which looks most like your tree today?



What shape are your tree's leaves?



What color are your tree's leaves? Color in this circle to show.




Draw a leaf or make a leaf rubbing:



# My Tree Journal

## My Tree's Bark


What color is your tree's bark? Color in this circle to show.



Circle the bark that best matches your tree.




Draw the bark or make a bark rubbing:



# My Tree Journal

## My Tree's Fruit and Nuts

Look for fruits, nuts, or seeds in and under your tree.



Draw any fruits, nuts, or seeds you find:

A large, empty rectangular box with a light orange background and a thin orange border, intended for drawing.

# My Tree Journal

## My Tree's Animal Friends

Look for animals on or near your tree. Don't forget to look for insects, spiders, and other small animals. Use binoculars to spot animals high in the branches or a magnifying glass to look at the bark close up.



Sketch what you find:



# My Tree Journal

## My Tree's Animal Signs

Are there any signs that animals have used your tree in the past? Look for nests, holes, trails, and other animal signs.



Draw what you find:

A large, empty rectangular box with a light orange background and a thin orange border, intended for the student to draw their findings.

# My Tree Journal

## Story Time

Write five words to describe your tree:

- 1 \_\_\_\_\_
- 2 \_\_\_\_\_
- 3 \_\_\_\_\_
- 4 \_\_\_\_\_
- 5 \_\_\_\_\_



Tell a story about your tree using some of these words!

